

moreira

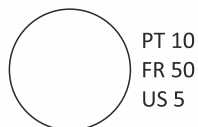
ourivesaria - relojoaria



PT 8
FR 48
US 4.5



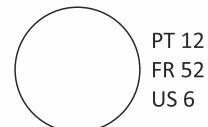
PT 9
FR 49
US 4.75




PT 10
FR 50
US 5



PT 11
FR 51
US 5.5



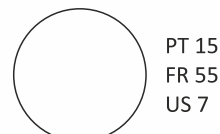
PT 12
FR 52
US 6



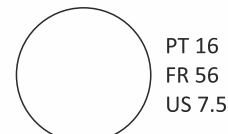
PT 13
FR 53
US 6.25



PT 14
FR 54
US 6.75



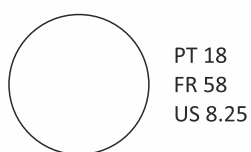
PT 15
FR 55
US 7



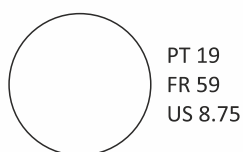
PT 16
FR 56
US 7.5



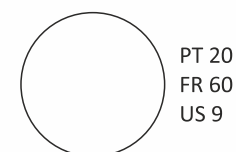
PT 17
FR 57
US 8



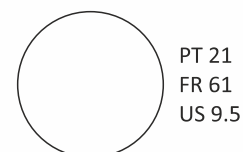
PT 18
FR 58
US 8.25



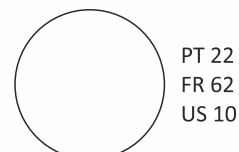
PT 19
FR 59
US 8.75



PT 20
FR 60
US 9



PT 21
FR 61
US 9.5




PT 22
FR 62
US 10



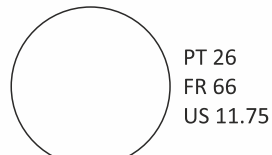
PT 23
FR 63
US 10.5



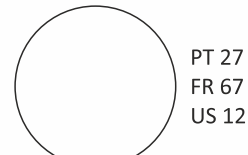
PT 24
FR 64
US 10.75



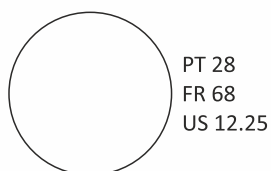
PT 25
FR 65
US 11.25



PT 26
FR 66
US 11.75



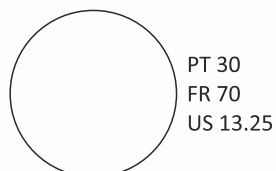
PT 27
FR 67
US 12




PT 28
FR 68
US 12.25



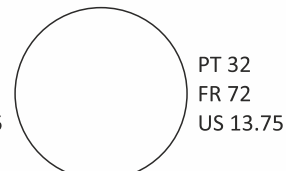
PT 29
FR 69
US 12.75



PT 30
FR 70
US 13.25



PT 31
FR 71
US 13.5



PT 32
FR 72
US 13.75

Imprima esta página numa folha A4 seleccionando a escala 100%. Posicione um dos seus anéis nos círculos e verifique o seu tamanho. A totalidade do círculo deve ser visível pelo interior do anel.